



## Introduction (Page 1)

Welcome to our journey through ancient Egyptian cities and villages! In this worksheet, we will explore the daily lives and occupations of ancient Egyptians, from pharaohs to peasants. Get ready to discover the fascinating world of ancient Egypt!

### Foundation Level:

Match the following words with their meanings:

1. Pharaoh: \_\_\_\_\_
2. Temple: \_\_\_\_\_
3. Marketplace: \_\_\_\_\_

### Core Level:

Write a short paragraph about what you think daily life was like in ancient Egyptian cities and villages.

### Extension Level:

Research and write about the significance of the Nile River in ancient Egyptian daily life.

## Occupations in Ancient Egyptian Cities (Page 2)

---

Identify the different occupations in ancient Egyptian cities:

1. Farmer
2. Artisan
3. Merchant
4. Priest

### Core Level:

---

Describe the role of each occupation in ancient Egyptian society.

### Extension Level:

---

Create a diagram showing the relationships between different occupations in ancient Egyptian cities.

## Daily Life in Ancient Egyptian Villages (Page 3)

---

Match the following words with their meanings:

1. Village: \_\_\_\_\_
2. Farming: \_\_\_\_\_
3. Herding: \_\_\_\_\_

### Core Level:

---

Write a short story about a day in the life of an ancient Egyptian villager.

### Extension Level:

---

Research and write about the importance of agriculture in ancient Egyptian villages.

## Primary Sources (Page 4)

---

*Look at the picture of an ancient Egyptian artifact and describe what you see.*

### **Core Level:**

---

*Analyze the artifact and explain its significance in ancient Egyptian daily life.*

### **Extension Level:**

---

*Research and write about the importance of primary sources in understanding ancient Egyptian history.*

## Social Hierarchy (Page 5)

---

Identify the different social classes in ancient Egyptian society:

1. Pharaoh
2. Nobles
3. Priests
4. Peasants

### Core Level:

---

Describe the relationships between each social class.

### Extension Level:

---


Create a diagram showing the social hierarchy of ancient Egyptian society.

## Group Activity (Page 6)


---

### **Group Task:**


Work in pairs to create a simple map of an ancient Egyptian city.



Work in small groups to create a detailed map of an ancient Egyptian city, including different districts and occupations.



Work in teams to research and create a comprehensive map of an ancient Egyptian city, including historical accuracy and cultural sensitivity.



## Mummification (Page 7)

---

*Describe the process of mummification in ancient Egypt.*

### **Core Level:**

---

*Explain the significance of mummification in ancient Egyptian culture.*

### **Extension Level:**

---

*Research and write about the different methods of mummification used in ancient Egypt.*

## Trade and Commerce (Page 8)

---

Identify the different trade goods in ancient Egypt:

1. Grains
2. Spices
3. Textiles

### Core Level:

---

Describe the importance of trade in ancient Egyptian economy.

### Extension Level:


---

Research and write about the trade networks and commercial activities of ancient Egypt.



**Individual Reflection:**


1. Draw a picture of your favorite ancient Egyptian occupation.



2. Write a short reflection about what you have learned about daily life and occupations in ancient Egyptian cities and villages.



3. Research and write about the legacy of ancient Egypt in modern society.



## Assessment (Page 10)

---

*Complete a simple quiz about daily life and occupations in ancient Egyptian cities and villages.*

### **Core Level:**

---

*Complete a detailed quiz about daily life and occupations in ancient Egyptian cities and villages.*

### **Extension Level:**

---

*Complete a comprehensive assessment about daily life and occupations in ancient Egyptian cities and villages, including a research project and presentation.*

