

Playful Darts Discovery: Target Practice Adventure


Safety First! - Let's Learn Together (10 minutes)

Before we start our target practice adventure, let's learn about staying safe!

Safety Rules Match-Up


Draw lines to connect the safety rule with its picture:

1. Wait for your turn




[Picture of children in line]

2. Gentle throws only



[Picture of soft throwing motion]

3. Eyes on target



[Picture of focused child]

Number Recognition Fun (15 minutes)

Let's explore numbers while we practice!

Color the Target Numbers

Follow these instructions carefully:

- Color all number 3's in RED
- Color all number 5's in BLUE
- Color all number 1's in GREEN



Practice your throws and record your progress!

My Throwing Journal

Draw a star ★ for each successful throw:

Target Color	My Stars
Red Target	
Blue Target	
Green Target	

Movement and Counting Game (15 minutes)

Let's combine throwing, moving, and counting!

Target Score Dance

When you hit these targets, do the following:

- Red Target = Jump 3 times and count aloud
- Blue Target = Spin 2 times and clap
- Green Target = March 4 steps

Draw your favorite movement:

Number Adding Fun (10 minutes)

Let's add up our target points!

Adding Target Points

Fill in the missing numbers:

Red target (3 points) + Blue target (2 points) = _____ points

Green target (1 point) + Red target (3 points) = _____ points

Blue target (2 points) + Green target (1 point) = _____ points

Shape Recognition Challenge (20 minutes)

Discover shapes in our target practice!

Target Shape Hunt

Look at our target board and count these shapes:

Circles: _____

Squares: _____

Triangles: _____

Rectangles: _____

Draw your favorite shape from the target:



Pattern Making (15 minutes)

Create patterns with target colors!

Complete the Pattern

Fill in the missing colors:



Distance Estimation (20 minutes)

Learn to estimate distances!

How Far Is It?

Use these words to describe distances:

- Very Close
- Near
- Far
- Very Far

Target Position	My Estimate
Red Target	
Blue Target	
Green Target	

Team Score Tracking (15 minutes)

Practice addition with team scores!

Team Points Chart

Team Name	Round 1	Round 2	Total
Red Team	5	3	
Blue Team	4	4	

Weather and Wind Effects (15 minutes)

Learn how weather affects our throws!

Weather Watch

Draw arrows to show wind direction:

[Draw your target and wind arrows here]

Circle today's weather:



Sunny



Cloudy



Windy



Rainy

Target Design Challenge (20 minutes)

Create your own target design!

My Special Target

[Design your target here]

My Target Points:

Outside Ring = ____ points

Middle Ring = ____ points

Inner Ring = ____ points

Bullseye = ____ points

Reflection Time (10 minutes)

Think about what you've learned!

My Target Practice Journey

Complete these sentences:

Today I learned _____

My favorite activity was _____

I want to practice more _____

Circle how you feel about target practice:



Very Happy



Happy



Okay



Need More Practice

Take-Home Challenge

Continue learning at home!

Safe Target Practice at Home

Try these safe alternatives:

- Paper ball throwing into a basket
- Sock ball tossing into a laundry basket
- Bean bag targeting with hula hoops

Note to Parents/Guardians:

Please supervise all target practice activities and ensure safe, soft objects are used for throwing.

Celebration and Reflection Time (10 minutes)

Let's celebrate what we learned today!

My Target Practice Journey

Draw or write about your favorite part of today's activities:



Circle how you feel about your throwing skills:



Great!



OK



Need Practice

Take-Home Challenge

Practice these skills at home!

- Count objects while throwing them into a basket
- Practice gentle throwing with soft toys
- Draw your own target and practice aiming