


Introduction

This diagnostic assessment is designed for children aged 1-2 years, focusing on Math and Life Skills. The purpose of this assessment is to evaluate the child's ability to recognize basic shapes and colors, identify numbers 1-5, demonstrate understanding of daily routines and safety rules, and show the ability to follow simple instructions and complete tasks with assistance.

Section 1: Math


Please answer the following questions:

1. What shape is this?

 Circle

- A) Circle
- B) Square
- C) Triangle
- D) Rectangle

2. What shape is this?


 Square

- A) Circle
- B) Square
- C) Triangle
- D) Rectangle

Number Identification

Please answer the following questions:


1. What number is this?

 Number 3


- A) 1
- B) 2
- C) 3
- D) 4

Page of 10

2. Count the blocks:

 2 Blocks

- A) 1
- B) 2
- C) 3
- D) 4







Section 2: Life Skills

Please answer the following questions:


Daily Routines:


Sort the pictures into morning and evening routines:

1. Brushing teeth

2. Taking a bath

3. Eating breakfast

4. Going to bed


Safety Rules

Please match the safety rule with the correct image:


1. Holding an adult's hand

A) Image of a child holding an adult's hand
B) Image of a child playing alone

2. Wearing a helmet

A) Image of a child wearing a helmet
B) Image of a child without a helmet

Section 3: Color Recognition


Please answer the following questions:

1. What color is this?

 Red Apple

- A) Red
- B) Blue
- C) Yellow
- D) Green

2. What color is this?


 Blue Ball

- A) Red
- B) Blue
- C) Yellow
- D) Green


Section 4: Following Instructions

Please follow the instructions:

1. Point to the block

 Block

2. Show me the toy car

 Toy Car

Assessment Activities

Please complete the following activities:

Activity 1: Shape Sorting

Sort the shapes into the correct categories:

Circles:	Squares:	Triangles:	Rectangles:


Activity 2: Color Matching


Match the colors with the correct objects:


Red:	Blue:	Yellow:	Green:


Activity 3: Daily Routine Sequencing

Put the daily routine pictures in order:

1.  Brushing Teeth

2.  Taking a Bath

3.  Eating Breakfast

4.  Going to Bed

Conclusion

This diagnostic assessment is designed to provide valuable insights into the child's current knowledge and skills, informing future instruction and supporting personalized learning. The assessment activities and questions are designed to be fun and engaging, while also evaluating the child's ability to recognize basic shapes and colors, identify numbers 1-5, demonstrate understanding of daily routines and safety rules, and show the ability to follow simple instructions and complete tasks with assistance.

