



### Phonics Adventure: Letters A-C and Vowels

#### Letter Recognition Warm-Up (10 minutes)

Let's start by exploring our letters! Look at each letter and complete the activities below:

#### Letter A

1. Trace the letter 'A' with your finger:

A a

2. Circle all the 'A' words you hear your teacher say:

ant

dog

apple

sun

alligator

#### Letter B

1. Trace the letter 'B' with your finger:

B b

2. Draw lines to match 'B' words with their pictures:

ball

[Picture Space]

book

[Picture Space]

#### Letter C

1. Trace the letter 'C' with your finger:

C c

2. Color only the pictures that start with 'C':

[cat]



[dog]




[car]



### Sound Detective Game (15 minutes)

*Listen carefully to the sounds at the beginning of each word. Circle the correct letter that makes that sound.*

[ant picture]




A

B

C

[ball picture]




A

B

C

[cat picture]



A

B

C

## Vowel Sound Practice (20 minutes)

Let's focus on the short 'a' sound! Complete these fun activities:

### Short 'a' Sound Hunt

Color the pictures that have the short 'a' sound:

[cat]

[hat]

[bee]

[map]

### Rhyming Words

Draw lines between words that rhyme:

cat

map

hat

tap

## Letter Formation Practice (15 minutes)

Practice writing your letters! Follow the arrows and trace each letter carefully.

### Letter A

A A A  
a a a

### Letter B

B B B  
b b b

### Letter C

C C C  
c c c



## Letter Art and Crafts (30 minutes)

*Get creative with your letters!*

### Letter Collage

#### Materials:

- Magazines/newspapers
- Scissors
- Glue
- Construction paper

#### Steps:

1. Cut out pictures that start with A, B, or C
2. Sort them into three groups
3. Glue them onto your paper in the correct section

A Pictures  
Here

B Pictures  
Here

C Pictures  
Here

## Assessment Corner

### Letter Recognition Check

Can recognize 'A'

Yes

No

Can recognize 'B'

Yes

No

Can recognize 'C'

Yes

No


## Take-Home Activities

### Letter Scavenger Hunt


Dear Parents,

Help your child find items at home that start with each letter we learned today. Draw or write them below:


**A words:**



**B words:**



**C words:**



#### **Additional Activities:**

- Practice writing letters in shaving cream
- Make letters with playdough
- Find letters in magazine titles
- Practice letter sounds during daily activities


## Progress Tracking

### Weekly Letter Progress


Monday




Tuesday




Wednesday



Thursday



Friday



## Wrap-Up Activities (10 minutes)

*Let's review what we've learned today!*

### Letter Review Game

# A

Words learned:

ant  
apple  
alligator

# B

Words learned:

ball  
book  
bee

# C

Words learned:

cat  
car  
cup

### Great Job Today!

You've learned:

- ✓ Three new letters: A, B, and C
- ✓ Short 'a' vowel sounds
- ✓ Letter formation
- ✓ New vocabulary words

### Take-Home Practice

Practice these activities at home:

1. Find and circle letters A, B, and C in your favorite book
2. Practice writing each letter 5 times
3. Draw pictures of things that start with each letter