



Introduction to Character Development

Welcome to our lesson on character development techniques for reluctant writers! In this activity, we will explore the basics of creating believable characters and learn how to integrate them into a story. This lesson is designed for 13-year-old students, including those who are English Language Learners (ELL) or English as a Second Language (ESL) students.

Character development is a crucial aspect of storytelling, as it allows readers to connect with the characters and become invested in their journey. Well-developed characters can make a story more engaging, believable, and memorable. In this lesson, we will learn about different character development techniques, including character traits, backstory, and dialogue.

Activity 1: Character Traits

What are some character traits that you admire in a person? (e.g., bravery, kindness, sense of humor) Can you think of a character from a book or movie who exhibits these traits? How do they show these traits in their actions and decisions?

ELL/ESL Support:

Provide a word bank with vocabulary related to character traits and ask students to match the traits with their definitions.


Creating a Character Profile

Create a character profile by answering the following questions:

- What is your character's name?
- What are their physical characteristics? (e.g., height, hair color, eye color)
- What are their personality traits? (e.g., outgoing, shy, optimistic)
- What is their backstory? (e.g., family, friends, significant events)

ELL/ESL Support:

Provide a graphic organizer to help students structure their character profile and offer sentence starters to assist with writing.




Writing a Short Story

Write a short story (about 1-2 pages) that incorporates your character. Use the following prompts to guide your writing:

- Introduce your character in a descriptive paragraph.
- Show your character's traits and backstory through their actions and dialogue.
- Create a conflict or challenge for your character to overcome.

ELL/ESL Support:

Offer writing frames and sentence starters to assist with writing and provide a word bank with vocabulary related to storytelling.



Character Development Techniques

Read the following passage and identify the character development techniques used:

- Dialogue
- Description
- Action
- Backstory

ELL/ESL Support:

Provide a graphic organizer to help students identify and analyze the character development techniques and offer sentence starters to assist with discussion.

Peer Review

Exchange your short story with a partner and provide feedback on the following:

- Character development
- Plot
- Writing quality

ELL/ESL Support:

Provide a feedback template with guiding questions and offer sentence starters to assist with discussion.

Character Arc

What is a character arc? How does it relate to character development?

A character arc refers to the transformation or growth that a character undergoes throughout a story. It is a crucial aspect of character development, as it allows characters to learn, change, and evolve over time.

ELL/ESL Support:

Provide a graphic organizer to help students understand and analyze the character arc and offer sentence starters to assist with discussion.

Dialogue

What is the purpose of dialogue in a story?

Dialogue is a powerful tool for character development, as it allows characters to reveal their thoughts, feelings, and motivations through their conversations. It can also be used to create tension, conflict, and suspense, and to advance the plot.

ELL/ESL Support:

Provide a word bank with vocabulary related to dialogue and offer sentence starters to assist with writing.

Writing Tips

What are some tips for writing believable characters?

- Create complex and nuanced characters
- Use consistent character development
- Use subtext to add depth to your characters

ELL/ESL Support:

Provide a graphic organizer to help students understand and apply the writing tips and offer sentence starters to assist with discussion.

Reflection

What did you learn about character development techniques in this lesson?

In this lesson, we learned about different character development techniques, including character traits, backstory, and dialogue. We also learned how to create a character profile, write a short story, and provide feedback to peers.

ELL/ESL Support:

Provide a reflection template with guiding questions and offer sentence starters to assist with discussion.

Conclusion

Congratulations on completing this lesson on character development techniques!

Remember that character development is a crucial aspect of storytelling, and can make your writing more engaging, believable, and memorable. Keep practicing and experimenting with different character development techniques to improve your writing skills.

ELL/ESL Support:

Provide a word bank with vocabulary related to conclusion and offer sentence starters to assist with discussion.

Advanced Character Development Techniques

In addition to the basic character development techniques, there are several advanced techniques that can be used to create more complex and nuanced characters. One of these techniques is the use of subtext, which refers to the underlying emotions and motivations that a character may not explicitly express. By using subtext, writers can create characters that are more realistic and relatable, and that have a deeper emotional resonance with the reader.

Example: Subtext in Dialogue

For example, a character may say "I'm fine" when they are actually feeling sad or angry. This use of subtext can create tension and conflict, and can also reveal character traits and backstory.

Activity:

Write a scene in which a character uses subtext in their dialogue. How does this reveal their character traits and backstory?

Character Development in Different Genres

Character development can vary depending on the genre of the story. For example, in a romance novel, the focus may be on the emotional journey of the characters and their relationships with each other. In a science fiction novel, the focus may be on the characters' actions and decisions as they navigate a futuristic world.

Case Study: Character Development in Science Fiction

In the science fiction novel "Dune" by Frank Herbert, the character of Paul Atreides is developed through his actions and decisions as he navigates a complex and dangerous world. The novel explores themes of power, politics, and identity, and Paul's character is central to these themes.

Reflection

How do you think character development varies in different genres? What are some examples of character development in your favorite books or movies?

Character Development and Plot

Copyright 2023 Planit Teachers. All rights reserved.

Character development is closely tied to plot, as the characters' actions and decisions drive the story forward. A well-developed character can create tension and conflict, and can also resolve conflicts and create a sense of resolution.

Example: Character-Driven Plot

In the novel "The Great Gatsby" by F. Scott Fitzgerald, the character of Jay Gatsby drives the plot forward through his actions and decisions. The novel explores themes of love, greed, and the American Dream, and Gatsby's character is central to these themes.

Activity:

Write a scene in which a character's actions and decisions drive the plot forward. How does this create tension and conflict?

Character Development and Theme

Character development is also closely tied to theme, as the characters' experiences and emotions can illustrate and explore the themes of the story. A well-developed character can create a sense of resonance and connection with the reader, and can also illustrate the themes of the story.

Case Study: Character Development and Theme

In the novel "To Kill a Mockingbird" by Harper Lee, the character of Scout Finch illustrates the themes of racial injustice and the loss of innocence. The novel explores these themes through Scout's experiences and emotions, and creates a sense of resonance and connection with the reader.

Reflection

How do you think character development is tied to theme? What are some examples of character development and theme in your favorite books or movies?

Character Development and Symbolism

Character development can also be tied to symbolism, as characters can be used to represent abstract ideas or concepts. A well-developed character can create a sense of depth and meaning, and can also illustrate the themes of the story.

Example: Character Symbolism

In the novel "The Lord of the Rings" by J.R.R. Tolkien, the character of Frodo Baggins represents the idea of perseverance and courage. The novel explores these themes through Frodo's experiences and emotions, and creates a sense of depth and meaning.

Activity:

Write a scene in which a character is used to represent an abstract idea or concept. How does this create a sense of depth and meaning?

Copyright 2023 Planit Teachers. All rights reserved.

Conclusion

In conclusion, character development is a crucial aspect of storytelling, and can create a sense of resonance and connection with the reader. By using a variety of techniques, including subtext, character-driven plot, and symbolism, writers can create complex and nuanced characters that drive the story forward and illustrate the themes of the story.

Reflection

What have you learned about character development in this lesson? How will you apply these techniques in your own writing?



PLANIT
TEACHERS

Introduction to Character Development Techniques for Reluctant Writers

Introduction to Character Development

Welcome to our lesson on character development techniques for reluctant writers! In this activity, we will explore the basics of creating believable characters and learn how to integrate them into a story. This lesson is designed for 13-year-old students, including those who are English Language Learners (ELL) or English as a Second Language (ESL) students.

Character development is a crucial aspect of storytelling, as it allows readers to connect with the characters and become invested in their journey. Well-developed characters can make a story more engaging, believable, and memorable. In this lesson, we will learn about different character development techniques, including character traits, backstory, and dialogue.

Activity 1: Character Traits

What are some character traits that you admire in a person? (e.g., bravery, kindness, sense of humor) Can you think of a character from a book or movie who exhibits these traits? How do they show these traits in their actions and decisions?

ELL/ESL Support:

Provide a word bank with vocabulary related to character traits and ask students to match the traits with their definitions.


Creating a Character Profile

Create a character profile by answering the following questions:

- What is your character's name?
- What are their physical characteristics? (e.g., height, hair color, eye color)
- What are their personality traits? (e.g., outgoing, shy, optimistic)
- What is their backstory? (e.g., family, friends, significant events)

ELL/ESL Support:

Provide a graphic organizer to help students structure their character profile and offer sentence starters to assist with writing.




Writing a Short Story

Write a short story (about 1-2 pages) that incorporates your character. Use the following prompts to guide your writing:

- Introduce your character in a descriptive paragraph.
- Show your character's traits and backstory through their actions and dialogue.
- Create a conflict or challenge for your character to overcome.

ELL/ESL Support:

Offer writing frames and sentence starters to assist with writing and provide a word bank with vocabulary related to storytelling.



Character Development Techniques

Read the following passage and identify the character development techniques used:

- Dialogue
- Description
- Action
- Backstory

ELL/ESL Support:

Provide a graphic organizer to help students identify and analyze the character development techniques and offer sentence starters to assist with discussion.

Peer Review

Exchange your short story with a partner and provide feedback on the following:

- Character development
- Plot
- Writing quality

ELL/ESL Support:

Provide a feedback template with guiding questions and offer sentence starters to assist with discussion.

Character Arc

What is a character arc? How does it relate to character development?

A character arc refers to the transformation or growth that a character undergoes throughout a story. It is a crucial aspect of character development, as it allows characters to learn, change, and evolve over time.

ELL/ESL Support:

Provide a graphic organizer to help students understand and analyze the character arc and offer sentence starters to assist with discussion.

Dialogue

What is the purpose of dialogue in a story?

Dialogue is a powerful tool for character development, as it allows characters to reveal their thoughts, feelings, and motivations through their conversations. It can also be used to create tension, conflict, and suspense, and to advance the plot.

ELL/ESL Support:

Provide a word bank with vocabulary related to dialogue and offer sentence starters to assist with writing.

Writing Tips

What are some tips for writing believable characters?

- Create complex and nuanced characters
- Use consistent character development
- Use subtext to add depth to your characters

ELL/ESL Support:

Provide a graphic organizer to help students understand and apply the writing tips and offer sentence starters to assist with discussion.

Reflection

What did you learn about character development techniques in this lesson?

In this lesson, we learned about different character development techniques, including character traits, backstory, and dialogue. We also learned how to create a character profile, write a short story, and provide feedback to peers.

ELL/ESL Support:

Provide a reflection template with guiding questions and offer sentence starters to assist with discussion.

Conclusion

Congratulations on completing this lesson on character development techniques!

Remember that character development is a crucial aspect of storytelling, and can make your writing more engaging, believable, and memorable. Keep practicing and experimenting with different character development techniques to improve your writing skills.

ELL/ESL Support:

Provide a word bank with vocabulary related to conclusion and offer sentence starters to assist with discussion.

