



Introduction and Vocabulary Building

Complete the following questions and activities to introduce the vocabulary and themes of the lesson.

1. What does the word "civilization" mean?

2. How does the biblical story of Abraham relate to the concept of travel and faith?

3. Match the following vocabulary words with their definitions:

- Civilization
- Trade
- Emotion
- Art
- Friendship
- Survival

Definitions:

1. A large, complex human society with its own government, culture, and way of life.
2. The act of exchanging goods or services with someone.
3. A strong feeling, such as happiness, sadness, or fear.
4. The expression or application of human creative skill and imagination, often in visual forms like painting or sculpture.
5. A close relationship between two people who care about each other.
6. The state or fact of continuing to live or exist, especially in spite of difficulty or danger.

Copyright 2024 Planit Teachers. All rights reserved.

Biblical Integration and Reflection

Reflect on the biblical teachings related to the themes of the lesson.

1. How does the biblical teaching on love relate to the theme of friendship?


2. Reflect on a time when you showed love or kindness to a friend. How did it make you feel?

3. Read the story of David and Jonathan (1 Samuel 18:1-4, 20:1-42). What can we learn about friendship from their relationship?


Art and Expression

Create a piece of art that represents one of the vocabulary words or themes, incorporating a biblical symbol or story.


1. Create a piece of art that represents one of the vocabulary words or themes, incorporating a biblical symbol or story.



2. Write a short paragraph explaining your artwork and its connection to the biblical story or symbol.




3. How does art help us express emotions and tell stories, as seen in biblical accounts?



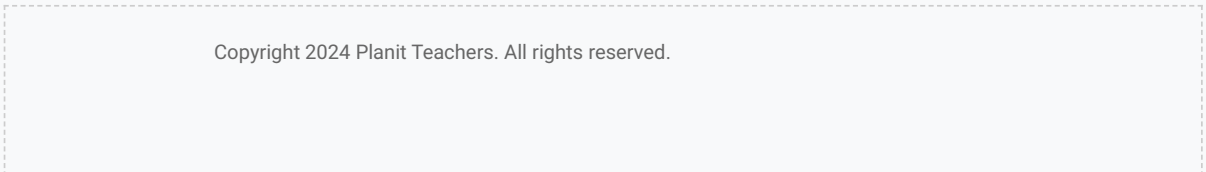
Survival Strategies and Teamwork

Divide into small groups and discuss strategies for survival in an early civilization (e.g., ancient Egypt, Babylon). Consider biblical teachings on community, sharing, and perseverance.

1. Divide into small groups and discuss strategies for survival in an early civilization (e.g., ancient Egypt, Babylon). Consider biblical teachings on community, sharing, and perseverance.



2. Present your group's strategies to the class.



Copyright 2024 Planit Teachers. All rights reserved.

3. How do biblical teachings on community and mutual support relate to survival in challenging situations?



Vocabulary Charades

Write vocabulary words related to the lesson's themes on slips of paper (e.g., "travel," "forgiveness," "trade," "compassion"). Act out the word without speaking, and have your teammates guess the word.

1. Write vocabulary words related to the lesson's themes on slips of paper (e.g., "travel," "forgiveness," "trade," "compassion").

2. Act out the word without speaking, and have your teammates guess the word.

3. How does this activity help us understand and remember vocabulary in a fun and interactive way?

Biblical Trading Post

Set up a mock trading post in the classroom where students can practice trading goods (represented by play money or tokens). Introduce biblical principles of fairness and honesty in trading, using examples from the Bible.

1. Set up a mock trading post in the classroom where students can practice trading goods (represented by play money or tokens).

2. Introduce biblical principles of fairness and honesty in trading, using examples from the Bible.

Copyright 2024 Planit Teachers. All rights reserved.

3. Reflect on how biblical teachings can guide our understanding of trade and commerce.




Emotion Mapping

Create a large map of the ancient world on the floor or a large piece of paper. Move to different locations on the map and express an emotion related to a biblical story or figure associated with that location.


1. Create a large map of the ancient world on the floor or a large piece of paper.



2. Move to different locations on the map and express an emotion related to a biblical story or figure associated with that location.




3. How does this activity help us connect emotions with geographical locations and historical events?



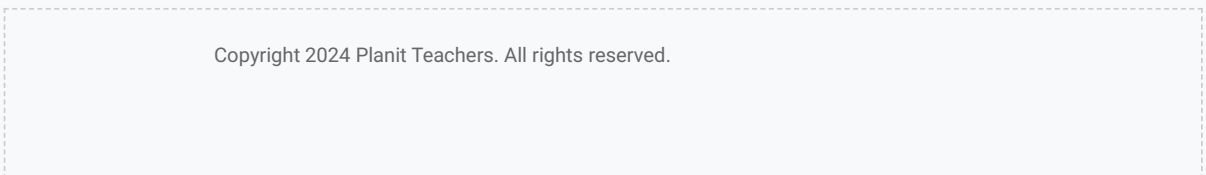
Artistic Expressions of Friendship

Create a piece of art that represents friendship from a biblical perspective (e.g., the friendship between David and Jonathan). Include symbols or scenes from biblical stories that illustrate the value of friendship.

1. Create a piece of art that represents friendship from a biblical perspective (e.g., the friendship between David and Jonathan).




2. Include symbols or scenes from biblical stories that illustrate the value of friendship.



Copyright 2024 Planit Teachers. All rights reserved.

3. How does art help us express and understand the complexities of human relationships, as seen in biblical accounts?



Survival Strategies in Early Civilizations

Divide into small groups and brainstorm strategies for survival in an early civilization. Consider biblical teachings on community, perseverance, and stewardship of resources.

1. Divide into small groups and brainstorm strategies for survival in an early civilization.

2. Consider biblical teachings on community, perseverance, and stewardship of resources.

3. Present your group's strategies to the class.

Conclusion and Reflection


Reflect on what you learned throughout the lesson. How can you apply the vocabulary and biblical teachings in your daily life?

1. Reflect on what you learned throughout the lesson.

2. How can you apply the vocabulary and biblical teachings in your daily life?

Copyright 2024 Planit Teachers. All rights reserved.

3. What are you grateful for, and how can you express gratitude to others?



Assessment Rubric

The following rubric will be used to assess your participation and understanding of the lesson.

- Participation and engagement in activities (30 points)
- Completion of worksheets and assignments (20 points)
- Quality of artwork and presentations (20 points)
- Reflection and application of biblical teachings (30 points)

Biblical Teachings on Trade and Commerce

The Bible provides valuable insights into the principles of trade and commerce, emphasizing fairness, honesty, and compassion. In the book of Proverbs, we find wisdom on the importance of integrity in business dealings, "The Lord abhors dishonest scales, but accurate weights find favor with him" (Proverbs 11:1). This teaching highlights the need for transparency and fairness in all transactions, reflecting God's character of justice and righteousness.

Example: Fair Trade Practices

A company that adopts fair trade practices ensures that farmers and producers receive a fair price for their goods, promoting economic justice and sustainability. This approach aligns with biblical teachings on fairness and compassion, demonstrating how businesses can operate in a way that honors God and benefits society.

Reflection

Consider how you can apply the biblical principle of fairness in your own life, whether in personal or professional contexts. How can you promote justice and compassion in your interactions with others, reflecting the character of God?

Emotions and Relationships in the Bible

The Bible explores a wide range of emotions and relationships, offering insights into the human experience. From the joy of friendship and love to the pain of loss and betrayal, scripture provides a rich tapestry of emotional expression. The story of David and Jonathan, for example, illustrates the depth of male friendship and the emotional bond between two individuals (1 Samuel 18:1-4, 20:1-42).

Case Study: David and Jonathan

The friendship between David and Jonathan is a powerful example of emotional intimacy and loyalty. Despite the challenges and dangers they faced, their bond remained strong, demonstrating the importance of nurturing deep relationships in our lives. Reflect on how you can cultivate meaningful friendships and relationships, following the example of David and Jonathan.

Activity: Emotional Intelligence

Complete the following exercise to develop your emotional intelligence and empathy. Write a journal entry or create a piece of art that expresses a strong emotion you have experienced. Then, reflect on how you can manage and express your emotions in a healthy way, considering the biblical teachings on emotional intelligence and relationships.

Art and Expression in the Bible

The Bible is filled with examples of art and expression, from the beautiful poetry of the Psalms to the intricate designs of the tabernacle. Art is a powerful means of communicating emotions, ideas, and spiritual truths, and it plays a significant role in biblical worship and devotion. The story of Bezalel, the skilled craftsman who designed the tabernacle, highlights the importance of artistic expression in serving God (Exodus 35:30-35).

Example: Worship through Music

Music is a universal language that can express deep emotions and spiritual truths. The Psalms, for example, contain a wide range of musical genres and styles, from joyful praise to lamentation and reflection. Consider how you can use music and other art forms to express your worship and devotion to God, following the example of the Psalms.

Reflection

Reflect on how you can use art and expression to deepen your relationship with God and others. Consider the role of music, visual arts, or literature in your spiritual journey, and explore ways to incorporate these forms of expression into your worship and devotion.

Survival Strategies in Early Civilizations

Early civilizations developed innovative strategies to survive and thrive in challenging environments. From irrigation systems to trade networks, these societies demonstrated remarkable resilience and adaptability. The biblical account of Joseph in Egypt, for example, illustrates the importance of wise leadership and strategic planning in times of famine and scarcity (Genesis 41:1-57).

Case Study: Ancient Mesopotamia

The ancient Mesopotamians developed sophisticated irrigation systems to support agriculture in the fertile crescent. This innovation allowed them to settle in one place, establishing cities and civilizations that would shape the course of human history. Consider how you can apply the principles of resilience and adaptability in your own life, learning from the examples of early civilizations.

Activity: Survival Strategies

Imagine you are a member of an early civilization, facing challenges such as drought, famine, or conflict. Develop a survival strategy that incorporates biblical principles of community, perseverance, and stewardship of resources. Present your strategy to the class, explaining how you would work together to overcome the challenges and thrive in a difficult environment.

Conclusion and Reflection

As we conclude this journey through the biblical lenses of travel, trade, emotions, art, friendship, and early civilizations, reflect on the key takeaways and insights you have gained. How can you apply these principles in your daily life, whether in personal or professional contexts? Consider the ways in which biblical teachings can inform and transform your relationships, work, and community engagement.

Reflection

Take a few moments to reflect on your journey through this lesson. What have you learned about the biblical lenses and their application in your life? How can you continue to explore and deepen your understanding of these principles, integrating them into your daily life and relationships?

Activity: Action Plan

Develop an action plan to apply the biblical principles and insights from this lesson in your life. Identify specific areas where you want to grow or improve, and outline concrete steps you will take to integrate these principles into your daily life. Share your action plan with a friend or accountability partner, asking them to support and encourage you on your journey.

Assessment and Evaluation

The following assessment rubric will be used to evaluate your understanding and application of the biblical lenses and principles explored in this lesson. Review the criteria carefully, ensuring you understand the expectations and requirements for each assignment and activity.

Example: Assessment Rubric

The assessment rubric will include criteria such as participation and engagement, completion of assignments, quality of artwork and presentations, and reflection and application of biblical teachings. Ensure you meet the requirements for each criterion, demonstrating your understanding and application of the biblical lenses and principles.

Reflection



PLANIT
TEACHERS

Exploring Vocabulary through Biblical Lenses: A Journey of Travel, Trade, Emotions, Art, Friendship, and Early Civilizations

Introduction and Vocabulary Building

Complete the following questions and activities to introduce the vocabulary and themes of the lesson.

1. What does the word "civilization" mean?

2. How does the biblical story of Abraham relate to the concept of travel and faith?

3. Match the following vocabulary words with their definitions:

- Civilization
- Trade
- Emotion
- Art
- Friendship
- Survival

Definitions:

1. A large, complex human society with its own government, culture, and way of life.
2. The act of exchanging goods or services with someone.
3. A strong feeling, such as happiness, sadness, or fear.
4. The expression or application of human creative skill and imagination, often in visual forms like painting or sculpture.
5. A close relationship between two people who care about each other.
6. The state or fact of continuing to live or exist, especially in spite of difficulty or danger.

Copyright 2024 Planit Teachers. All rights reserved.

Biblical Integration and Reflection

Reflect on the biblical teachings related to the themes of the lesson.

1. How does the biblical teaching on love relate to the theme of friendship?

2. Reflect on a time when you showed love or kindness to a friend. How did it make you feel?

3. Read the story of David and Jonathan (1 Samuel 18:1-4, 20:1-42). What can we learn about friendship from their relationship?


Art and Expression

Create a piece of art that represents one of the vocabulary words or themes, incorporating a biblical symbol or story.


1. Create a piece of art that represents one of the vocabulary words or themes, incorporating a biblical symbol or story.



2. Write a short paragraph explaining your artwork and its connection to the biblical story or symbol.




3. How does art help us express emotions and tell stories, as seen in biblical accounts?



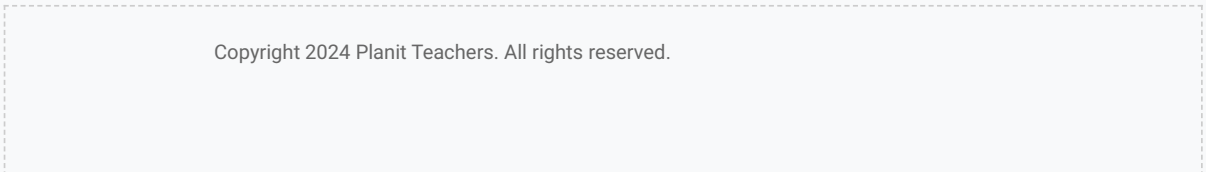
Survival Strategies and Teamwork

Divide into small groups and discuss strategies for survival in an early civilization (e.g., ancient Egypt, Babylon). Consider biblical teachings on community, sharing, and perseverance.

1. Divide into small groups and discuss strategies for survival in an early civilization (e.g., ancient Egypt, Babylon). Consider biblical teachings on community, sharing, and perseverance.




2. Present your group's strategies to the class.



Copyright 2024 Planit Teachers. All rights reserved.

3. How do biblical teachings on community and mutual support relate to survival in challenging situations?



Vocabulary Charades

Write vocabulary words related to the lesson's themes on slips of paper (e.g., "travel," "forgiveness," "trade," "compassion"). Act out the word without speaking, and have your teammates guess the word.

1. Write vocabulary words related to the lesson's themes on slips of paper (e.g., "travel," "forgiveness," "trade," "compassion").

2. Act out the word without speaking, and have your teammates guess the word.

3. How does this activity help us understand and remember vocabulary in a fun and interactive way?

Biblical Trading Post


Set up a mock trading post in the classroom where students can practice trading goods (represented by play money or tokens). Introduce biblical principles of fairness and honesty in trading, using examples from the Bible.

1. Set up a mock trading post in the classroom where students can practice trading goods (represented by play money or tokens).

2. Introduce biblical principles of fairness and honesty in trading, using examples from the Bible.

Copyright 2024 Planit Teachers. All rights reserved.

3. Reflect on how biblical teachings can guide our understanding of trade and commerce.




Emotion Mapping

Create a large map of the ancient world on the floor or a large piece of paper. Move to different locations on the map and express an emotion related to a biblical story or figure associated with that location.


1. Create a large map of the ancient world on the floor or a large piece of paper.



2. Move to different locations on the map and express an emotion related to a biblical story or figure associated with that location.




3. How does this activity help us connect emotions with geographical locations and historical events?



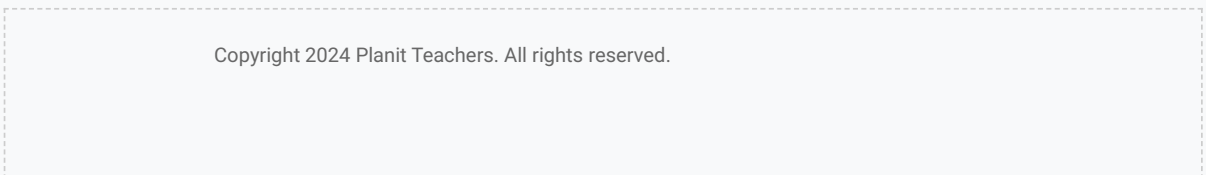
Artistic Expressions of Friendship

Create a piece of art that represents friendship from a biblical perspective (e.g., the friendship between David and Jonathan). Include symbols or scenes from biblical stories that illustrate the value of friendship.

1. Create a piece of art that represents friendship from a biblical perspective (e.g., the friendship between David and Jonathan).




2. Include symbols or scenes from biblical stories that illustrate the value of friendship.



Copyright 2024 Planit Teachers. All rights reserved.

3. How does art help us express and understand the complexities of human relationships, as seen in biblical accounts?



Survival Strategies in Early Civilizations

Divide into small groups and brainstorm strategies for survival in an early civilization. Consider biblical teachings on community, perseverance, and stewardship of resources.

1. Divide into small groups and brainstorm strategies for survival in an early civilization.

2. Consider biblical teachings on community, perseverance, and stewardship of resources.

3. Present your group's strategies to the class.

Conclusion and Reflection


Reflect on what you learned throughout the lesson. How can you apply the vocabulary and biblical teachings in your daily life?

1. Reflect on what you learned throughout the lesson.

2. How can you apply the vocabulary and biblical teachings in your daily life?

Copyright 2024 Planit Teachers. All rights reserved.

3. What are you grateful for, and how can you express gratitude to others?



Assessment Rubric

The following rubric will be used to assess your participation and understanding of the lesson.

- Participation and engagement in activities (30 points)
- Completion of worksheets and assignments (20 points)
- Quality of artwork and presentations (20 points)
- Reflection and application of biblical teachings (30 points)

