



## Welcome to Creating Magical Creatures and Characters for Your Fantasy Novel

*In this activity pack, you will learn how to create your own unique magical creatures and characters for your fantasy novel. This pack is designed for beginners and is filled with engaging and interactive content to help you get started.*

As you work through this pack, remember to have fun and be creative! Don't be afraid to try new things and experiment with different ideas.


## What Makes a Great Magical Creature?

*Think about your favorite magical creatures from books, movies, or TV shows. What makes them so compelling and believable? Do they have special powers? Are they kind or evil?*

1. What are some of your favorite magical creatures from books, movies, or TV shows?
2. What makes them so compelling and believable?
3. Think about the characteristics that make a magical creature great. Do they have special powers? Are they kind or evil?

## Activity 1: Magical Creature Brainstorming

*Take a few minutes to brainstorm ideas for your own magical creature. What kind of powers or abilities would you like it to have?*




Remember to think outside the box and come up with unique and interesting ideas. You can use the space below to write down your ideas.

## Creating Your Magical Creature

*Now that you have some ideas, let's start creating your magical creature. What does your creature look like? Draw a picture or describe it in words.*

Think about the physical characteristics of your creature, such as its size, shape, and color. What kind of powers or abilities does it have? How does it use them?



## Activity 2: Magical Creature Profile

Create a profile for your magical creature. Include its name, appearance, powers, and any other interesting facts.

Use the space below to write your profile. Remember to include as much detail as possible to bring your creature to life.


## World-Building

Where does your magical creature live? Is it in a forest, a mountain, or a magical kingdom?

Think about the geography, climate, and culture of your creature's world. What kind of world does your creature inhabit? Is it full of magic, or is it a more mundane place?

### Activity 3: World-Building Map

Create a map of your creature's world. Include important locations, landmarks, and features.




Use the space below to draw your map. Remember to include as much detail as possible to bring your world to life.

### Character Development

Who is your main character? Are they a hero, a villain, or something in between?

Think about your character's personality, strengths, and weaknesses. What motivates your character? Do they have a goal or quest?



## Activity 4: Character Profile

*Create a profile for your main character. Include their name, appearance, personality, and motivations.*

Use the space below to write your profile. Remember to include as much detail as possible to bring your character to life.

## Writing Your Story

*Now that you have your magical creature and character, it's time to start writing your story.*

Think about the plot, setting, and themes of your story. What happens in your story? Is it an adventure, a romance, or a mystery?

## Activity 5: Story Starters

*Use the prompts below to start writing your story. Choose one that inspires you and start writing!*

1. My magical creature was born in a burst of magic and light...
2. In a world where magic is forbidden, my character must hide their powers...
3. My character discovers a hidden world of magic and wonder...

## Writing Tips

*Show, don't tell. Instead of telling your reader what's happening, show them through action and dialogue.*


Use descriptive language to bring your world and characters to life. Revise and edit your work to make it the best it can be.

## Activity 6: Writing Exercise

---

*Write a descriptive paragraph about your magical creature's world.*

Use sensory details to bring the world to life. What does it look like? What does it sound like? What does it feel like?




## Magical Creature Showcase

---

*Share your magical creature with the class!*

Draw a picture or write a short description of your creature. Be creative and have fun!



## Conclusion

---

*Congratulations! You've completed the activity pack.*

Remember to keep writing and practicing your craft. Good luck with your fantasy novel!

## Additional Resources

---

*Check out these additional resources to help you with your writing:*

- Books on writing and world-building
- Online writing communities and forums
- Writing prompts and exercises



## Final Thoughts

---

*Keep writing and never give up on your dreams.*

Remember to have fun and be creative. Good luck with your writing journey!

