

**Student Name:** \_\_\_\_\_

**Class:** \_\_\_\_\_

**Due Date:** \_\_\_\_\_

### Introduction to Romantic Poetry


Welcome to this homework sheet on Romantic poetry! In this activity, you will explore the world of Romantic poetry, analyzing and interpreting key features such as imagery and symbolism.

This homework sheet is designed to support your learning objectives in English Literature and is suitable for students aged 13-15 years.

## Activity 1: Imagery Analysis

Read the poem "I Wandered Lonely as a Cloud" by William Wordsworth. Identify and list the sensory details used in the poem (e.g., sights, sounds, smells). Create a visual representation (e.g., drawing, diagram) of the imagery in the poem.

1. What sensory details does the poet use to describe the natural world?
2. How do these details contribute to the overall mood of the poem?



## Activity 2: Symbolism Exploration


Read the poem "The Rime of the Ancient Mariner" by Samuel Taylor Coleridge. Identify and analyze the symbols used in the poem (e.g., the albatross, the sea). Write a short paragraph (approx. 100-150 words) explaining the significance of one symbol in the poem.

1. What symbols are used in the poem and what do they represent?
2. How does the poet use symbolism to convey themes and ideas?

### Activity 3: Comparative Analysis

Read the poems "Ode to a Nightingale" by John Keats and "To Autumn" by John Keats. Compare and contrast the use of imagery and symbolism in the two poems. Create a Venn diagram or chart to visualize your findings.

1. How do the two poems use imagery and symbolism to convey different themes and moods?
2. What similarities and differences do you notice between the two poems?



#### Activity 4: Creative Writing

Write an original poem (approx. 12-16 lines) that incorporates imagery and symbolism, inspired by the Romantic poets. Experiment with using sensory details and symbols to convey a theme or mood.

1. What theme or mood do you want to convey in your poem?
2. How will you use imagery and symbolism to achieve this?

### Activity 5: Research and Presentation


Research the historical context of the Romantic movement and its influence on literature. Create a short presentation (approx. 5-7 minutes) discussing the key features of Romantic poetry and their significance.

1. What were the key features of the Romantic movement?
2. How did the Romantic movement influence literature and poetry?

## Questions for Reflection

Reflect on your learning throughout this homework sheet:

1. What did you learn about Romantic poetry from this homework sheet?
2. How did the activities help you understand the key features of Romantic poetry?
3. What challenges did you face and how did you overcome them?

A large, empty rectangular box with a thin grey border, intended for the student to write their reflections on the learning experience.

## Assessment Criteria

Demonstrate an understanding of key features of Romantic poetry, including imagery and symbolism.

Provide thoughtful analysis and interpretation of the poems.

Use specific examples from the poems to support your arguments.

Complete all activities and submit your work on time.



## Additional Resources

For further support and guidance, consider the following resources:

- Online literary analysis websites and forums
- Educational videos and documentaries on Romantic poetry
- Library books and anthologies of Romantic poetry

To support your child in completing this homework sheet:

1. Encourage them to read the poems carefully and take notes on the imagery and symbolism.
2. Ask them to share their findings and thoughts with you, and provide guidance on their analysis.
3. Help them manage their time effectively to complete the homework sheet within the estimated time.
4. Encourage them to be creative and experiment with their own writing and visual representations.