



## Introduction

*This lesson plan is designed for 12-year-old students and focuses on utilizing graphic organizers to explore how setting influences character motivation and plot development in literature. The key learning objectives include understanding the role of setting in shaping character actions, recognizing how character motivation drives plot progression, and applying critical thinking skills through the use of graphic organizers.*

## Understanding Setting

*Setting is a crucial element in literature that refers to the time and place in which the story takes place. It encompasses not only the physical location but also the cultural, social, and historical context. Understanding setting is essential because it influences character motivations, actions, and the overall plot development.*

## Character Motivation

*Character motivation refers to the reasons behind a character's actions and decisions. It is driven by a combination of internal and external factors, including desires, needs, fears, and the setting. Analyzing character motivation helps readers understand the plot's progression and the characters' development throughout the story.*


## Plot Development

*Plot development refers to the sequence of events that make up the narrative of a story. It is influenced by the setting and character motivations, as these elements drive the actions and decisions of the characters. Understanding plot development is crucial for analyzing how a story unfolds and how the setting and character motivations interact to create the narrative.*



## Graphic Organizers


*Graphic organizers are visual tools used to organize and analyze information. In the context of literary analysis, they are particularly useful for exploring how setting influences character motivation and plot development. By using graphic organizers, students can visually map out the relationships between these elements, identify patterns and themes, and develop a deeper understanding of the story.*



## ELL/ESL Support Strategies

*To support English Language Learners (ELL) and English as a Second Language (ESL) students, the following strategies can be employed:*


- Provide modified texts with simplified language and vocabulary
- Use visual aids such as diagrams, pictures, and videos to support understanding
- Offer bilingual resources and dictionaries to help with vocabulary building
- Encourage peer support and collaboration among students
- Use technology integration to provide additional resources and support



## Activity 1: Setting and Character Motivation Mapping

*Objective: Students will be able to identify how setting influences character motivation in a given text.*


1. Distribute a modified text excerpt and a graphic organizer template.
2. Have students work in pairs to fill out the graphic organizer, mapping the setting and its influence on character motivations.
3. Provide scaffolding by highlighting key vocabulary and phrases related to setting and character motivation.
4. Offer one-on-one assistance to ELL/ESL students as needed.



## Activity 2: Plot Development Analysis

*Objective: Students will analyze how setting affects plot development in a story.*


1. Provide students with a short story with a clear setting and plot.
2. Have students work in pairs to use a graphic organizer to identify how the setting influences the plot's progression.
3. Circulate around the room to provide guidance and facilitate discussions.
4. Ensure ELL/ESL students are supported through visual aids or bilingual resources.



### Activity 3: Character Perspective

*Objective: Students will understand how characters' perspectives are shaped by the setting.*


1. Assign each student a character from a modified text.
2. Ask students to write a short diary entry from the character's perspective, focusing on how the setting influences their thoughts and actions.
3. Provide sentence starters and vocabulary lists to support ELL/ESL students.



### Activity 4: Setting Comparison

*Objective: Students will compare and contrast how different settings influence character motivation and plot development.*


1. Divide students into small groups and provide two different texts with distinct settings.
2. Have students use graphic organizers to compare how the settings in each text influence character motivations and plot progression.
3. Encourage group discussions and provide support to ELL/ESL students through visual aids or peer-to-peer explanations.



## Activity 5: Graphic Organizer Creation


*Objective: Students will create their own graphic organizer to analyze setting and character motivation in a self-selected text.*

1. Provide students with a variety of texts and ask them to create a graphic organizer that best suits their analysis.
2. Offer examples of different graphic organizers and provide one-on-one assistance, especially to ELL/ESL students.
3. Encourage students to share their graphic organizers with the class.



## Conclusion


*In conclusion, using graphic organizers to explore how setting influences character motivation and plot development is a valuable approach to literary analysis. By incorporating modified texts and support strategies for ELL/ESL students, teachers can ensure that all students can engage with the material and develop a deeper understanding of the complex relationships between setting, character motivation, and plot.*



## Assessment

*The following assessments will be used to evaluate student understanding:*


- Completed graphic organizers
- Participation in class discussions and activities
- Written reflections and analyses
- Creation of a graphic organizer to analyze setting and character motivation in a self-selected text



## Extension

*The following extension activities can be used to further engage students:*

- Create a literary magazine that focuses on the theme of setting and its influence on characters and plot.
- Design and create a diorama or model of a setting from a novel or short story.
- Write a short script for a scene from a story, focusing on how the setting influences the characters' actions and dialogue.



## Parent Engagement

---

*The following strategies can be used to engage parents:*

- Host literary nights where students share their work and discuss the importance of setting in literature.
- Encourage parents to ask open-ended questions about the setting and character motivations in the stories their child is reading.
- Provide parents with resources and strategies to support their child's learning at home.



