

Student Name: _____

Class: _____

Due Date: _____

Introduction and Instructions


Welcome to the Letter Recognition and Tracing Fun homework sheet! This activity is designed for 4-5 year old students to practice their letter recognition and tracing skills. Please follow the instructions below to complete the activities.

- Read each instruction carefully
- Use a pencil to complete the activities
- Ask a parent or guardian for help if needed
- Have fun!


Uppercase and Lowercase Letter Tracing

Trace the uppercase and lowercase letters below:


A a

A large, empty rectangular box for tracing the uppercase letter 'A' and the lowercase letter 'a'.


M m

A large, empty rectangular box for tracing the uppercase letter 'M' and the lowercase letter 'm'.


T t

A large, empty rectangular box for tracing the uppercase letter 'T' and the lowercase letter 't'.

S s

A large, empty rectangular box for tracing the uppercase letter 'S' and the lowercase letter 's'.

D d

A large, empty rectangular box for tracing the uppercase letter 'D' and the lowercase letter 'd'.


Guided Tracing: Ask a parent or guardian to help you trace the letters.

Independent Tracing: Try tracing the letters on your own.


Letter Matching Game

Match the uppercase letters with their lowercase friends:


A _____




M _____




T _____



S _____



D _____



Letter Hunt Scavenger Hunt

Find objects around the house or classroom that start with the letters below. Write the letter next to the object's name:

A _____

M _____

T _____

S _____

D _____

Word Building

Use the letters you have learned to build simple words. Write the words below:


_____ (using the letters A and T)

_____ (using the letters M and S)

_____ (using the letters D and T)

Letter Art

Create a picture using the first letter of an animal's name. For example, if you choose a tiger, you can make a picture using the letter T.

A large, empty rectangular box with a thin black border, intended for the user to draw a picture using the first letter of an animal's name.

Self-Assessment

Answer the following questions:

Can you identify the letters you traced?

Did you have fun learning?

What was your favorite activity?

Conclusion

Congratulations! You have completed the Letter Recognition and Tracing Fun homework sheet. Remember to practice your letter recognition and tracing skills every day to become a superstar reader and writer!

Parent/Guardian Notes

Please support and encourage your child as they complete the activities.

- Make it fun by using different colors or tracing letters in sand, rice, or shaving cream.
- Point out letters and words in your child's everyday environment to reinforce their learning.
- Help your child manage their time by setting a timer and encouraging them to take short breaks.