

Student Name: _____

Class: _____

Due Date: _____

Introduction

In this engaging Language Arts assignment, students will delve into the world of narrative storytelling, focusing on identifying and analyzing key story elements. The learning objectives for this task are to:

- Identify the main characters in a short story
- Explain the setting of the story
- Describe the plot, including its main events and conflicts

Reading Comprehension

Read the short story "The Adventures of a Young Explorer" carefully and answer the following questions:

1. Who are the main characters in the story? What are their roles and motivations?

2. Describe the setting of the story. How does it influence the characters and plot?

3. What are the main events of the story? What conflicts or challenges do the characters face?

Activity 1: Character Analysis

Create a character map to illustrate the relationships between the main characters in the story. Include the following information:

- Character names
- Descriptions of each character
- Roles in the story
- Relationships with other characters

Activity 2: Setting Description


Write a descriptive paragraph about the setting of the story. Consider the following elements:

- Time period
- Location
- Cultural or social context
- How the setting affects the characters and plot

Activity 3: Plot Summary

Create a graphic organizer to outline the main events of the story. Include the following elements:

- Exposition
- Rising action
- Climax
- Falling action
- Resolution

A large, empty rectangular box with a thin black border, intended for students to create a graphic organizer for the plot summary.

Activity 4: Question Answering

Answer the following questions, using evidence from the story to support your answers:

1. How do the main characters change or grow throughout the story?


2. What is the main conflict or challenge faced by the characters? How is it resolved?

3. What message or theme does the story convey?


Extension Activities

Choose any combination:

1. Imagine you are one of the main characters in the story. Write a journal entry or letter to a friend, describing your experiences and feelings.



2. Create an illustration of a key scene from the story. Include captions or quotes to explain the action and characters.



Self-Assessment Opportunities

As you complete the assignment, reflect on your learning and understanding. Ask yourself:

- What did I learn about the story and its elements?
- What challenges did I face, and how did I overcome them?
- What would I like to learn more about in future assignments?

Time Management Guidelines

To complete this assignment within the estimated time, consider the following guidelines:

- Reading and note-taking: 10 minutes
- Character map and setting description: 10 minutes
- Plot summary and question answering: 10 minutes
- Extension activities (optional): 10-20 minutes

Parent/Guardian Notes

To support your child in completing this assignment, consider the following:

- Encourage your child to read the story carefully and take notes as they read
- Ask your child to explain the main characters, setting, and plot to you
- Help your child to organize their thoughts and ideas, using graphic organizers or other visual aids
- Encourage your child to use evidence from the story to support their answers
- Provide a quiet, comfortable workspace for your child to complete the assignment

Success Criteria

To successfully complete this assignment, students will:

- Identify and describe the main characters, setting, and plot of the story
- Provide evidence from the story to support their answers
- Complete all activities, including the character map, setting description, plot summary, and question answering
- Demonstrate an understanding of the relationships between characters, setting, and plot