

Los Cinco Sentidos, also known as the five senses, are the ways in which we perceive and understand the world around us. These senses are sight, hearing, taste, smell, and touch. Each sense plays a vital role in our daily lives, and understanding how they work can help us appreciate the world in a more profound way.


What are Los Cinco Sentidos?

Los Cinco Sentidos are the five senses that help us understand and interact with the world around us. These senses are:

- Sight (la vista): the ability to see and perceive light, color, and shape
- Hearing (el oído): the ability to perceive sound waves and interpret them as sound
- Taste (el gusto): the ability to perceive the five basic tastes: sweet, sour, salty, bitter, and umami
- Smell (el olfato): the ability to perceive odors and scents
- Touch (el tacto): the ability to perceive texture, temperature, and pressure

Activity 1: Los Cinco Sentidos Poster

Create a poster that includes pictures or illustrations of the five senses. Label each sense in Spanish and describe its function in one or two sentences.

A large, empty rectangular box with a thin black border, intended for students to create a poster about the five senses. The box is currently blank, providing space for drawings, labels, and descriptions.

Activity 2: Sentido del Día

Choose one of the senses and imagine you are living a day without it. Write a short diary entry (about 50-75 words) in Spanish describing your day.

Questions to consider:

- Which sense did you choose?
- How would your day be different without this sense?

Activity 3: La Canción de los Sentidos

Create a short song or rhyme in Spanish that mentions all five senses. Include actions or gestures for each sense.

Questions to consider:

- What actions or gestures will you include for each sense?
- Write the lyrics to your song or rhyme.

Extension Activity 1: El Juego de las Palabras

Create flashcards with the vocabulary related to the five senses on one side and their meanings or examples on the other. Play a memory game by placing the cards face down and flipping two at a time to find matches.

Questions to consider:

- What words will you include on your flashcards?
- How will you play the memory game?

Extension Activity 2: La Historia de los Sentidos

Write a short story in Spanish where each character has a unique experience or problem related to one of the senses. Describe how the character solves the problem or adapts to the situation.

Questions to consider:

- What sense will your character experience or problem be related to?
- How will your character solve the problem or adapt to the situation?

Self-Assessment Opportunities

Reflect on what you have learned about Los Cinco Sentidos. Answer the following questions:

- What did you learn about Los Cinco Sentidos?
- Which sense is your favorite and why?
- What would you like to learn more about?

Parent/Guardian Notes

Tips for supporting your child's learning:

- Encourage your child to use Spanish vocabulary related to the senses in daily conversations.
- Offer help when needed, especially with writing and spelling in Spanish.
- Encourage creativity and originality in their poster, diary entry, song, and story.

Conclusion

Los Cinco Sentidos are an important part of our daily lives, and understanding them can help us appreciate the world around us. Remember that each sense plays a vital role in our perception and interaction with the world.

Additional Resources

Glossary of vocabulary related to Los Cinco Sentidos:

- Sight (la vista)
- Hearing (el oído)
- Taste (el gusto)
- Smell (el olfato)
- Touch (el tacto)

List of suggested books and websites for further learning:

- Book 1: "The Five Senses" by [Author]
- Website 1: [Website URL]

Assessment Rubric

Criteria for evaluating student work:

- Accuracy and completeness of poster and diary entry
- Creativity and originality of song and story
- Participation and engagement in activities

Advanced Concepts

As we delve deeper into the world of Los Cinco Sentidos, it's essential to explore the advanced concepts that govern our perception and interaction with the world. One such concept is the idea of synesthesia, where one sense is stimulated and another sense is experienced. For example, seeing numbers or letters in specific colors.

Example: Synesthesia

A person with synesthesia may see the number 7 as red, while the number 3 is blue. This blending of senses can lead to unique experiences and perceptions.

Activity 4: Synesthesia Exploration

Research and create a list of different types of synesthesia. Choose one type and write a short story (about 100-150 words) in Spanish describing a character's experience with synesthesia.

The Science Behind Los Cinco Sentidos

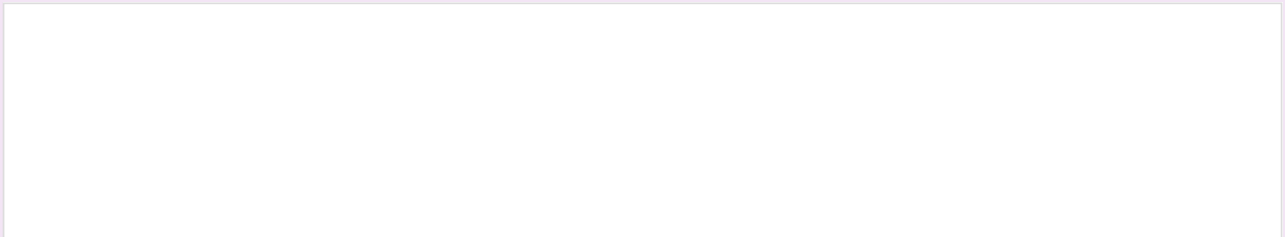
Understanding the science behind Los Cinco Sentidos can help us appreciate the complexity and beauty of our senses. The human brain processes sensory information through a network of neurons and synapses, allowing us to perceive and interpret the world around us.

Case Study: The Brain and Sensory Processing

Studies have shown that the brain's sensory processing centers are highly specialized, with different areas dedicated to processing visual, auditory, tactile, olfactory, and gustatory information.

Research Task: The Neuroscience of Los Cinco Sentidos

Research and create a diagram or illustration showing the different sensory processing centers in the brain. Label each area and describe its function in Spanish.



Los Cinco Sentidos in Everyday Life

Los Cinco Sentidos play a vital role in our daily lives, from the moment we wake up to the moment we go to sleep. Our senses help us navigate the world, communicate with others, and experience emotions and sensations.

Example: Cooking and Los Cinco Sentidos

When cooking, we use our senses to chop, sauté, and season ingredients. Our sense of smell helps us detect aromas, while our sense of taste allows us to adjust the seasoning.

Activity 5: Los Cinco Sentidos in Daily Life

Choose a daily activity, such as eating or walking, and write a short reflection (about 100-150 words) in Spanish describing how Los Cinco Sentidos are involved.

Los Cinco Sentidos are not only biological but also cultural. Different cultures place varying emphasis on each sense, and our experiences are shaped by our cultural background and environment.

Case Study: Cultural Differences in Los Cinco Sentidos

In some cultures, the sense of smell is highly valued, while in others, the sense of sight is more prominent. Understanding these cultural differences can help us appreciate the diversity of human experience.

Extension Activity: Los Cinco Sentidos and Cultural Exchange

Research and create a presentation (about 2-3 minutes) in Spanish describing how Los Cinco Sentidos are perceived and valued in different cultures. Include examples and anecdotes to illustrate your points.

Technology has revolutionized the way we experience and interact with Los Cinco Sentidos. From virtual reality to sensory substitution, technology is expanding our understanding of the senses and their possibilities.

Example: Sensory Substitution

Sensory substitution devices can convert sound into touch or vision into sound, allowing people with sensory impairments to experience the world in new ways.

Research Task: Los Cinco Sentidos and Emerging Technologies

Research and create a list of emerging technologies related to Los Cinco Sentidos, such as brain-computer interfaces or sensory-enhancing devices. Describe their potential applications and implications in Spanish.

Conclusion and Reflection

As we conclude our exploration of Los Cinco Sentidos, reflect on what you have learned and how it has impacted your understanding of the world. Consider the following questions:

- What did you learn about Los Cinco Sentidos?
- How has your understanding of the senses changed?
- What would you like to learn more about?

Final Project: Los Cinco Sentidos Portfolio

Create a portfolio that showcases your learning and creativity throughout this unit. Include your favorite activities, reflections, and projects, and write a short introduction (about 100-150 words) in Spanish describing your journey and what you have learned.

Los Cinco Sentidos, also known as the five senses, are the ways in which we perceive and understand the world around us. These senses are sight, hearing, taste, smell, and touch. Each sense plays a vital role in our daily lives, and understanding how they work can help us appreciate the world in a more profound way.


What are Los Cinco Sentidos?

Los Cinco Sentidos are the five senses that help us understand and interact with the world around us. These senses are:

- Sight (la vista): the ability to see and perceive light, color, and shape
- Hearing (el oído): the ability to perceive sound waves and interpret them as sound
- Taste (el gusto): the ability to perceive the five basic tastes: sweet, sour, salty, bitter, and umami
- Smell (el olfato): the ability to perceive odors and scents
- Touch (el tacto): the ability to perceive texture, temperature, and pressure

Activity 1: Los Cinco Sentidos Poster

Create a poster that includes pictures or illustrations of the five senses. Label each sense in Spanish and describe its function in one or two sentences.

A large, empty rectangular box with a thin black border, intended for students to create a poster about the five senses. The box is currently blank, providing space for drawings, labels, and descriptions.

Activity 2: Sentido del Día

Choose one of the senses and imagine you are living a day without it. Write a short diary entry (about 50-75 words) in Spanish describing your day.

Questions to consider:

- Which sense did you choose?
- How would your day be different without this sense?

Activity 3: La Canción de los Sentidos

Create a short song or rhyme in Spanish that mentions all five senses. Include actions or gestures for each sense.

Questions to consider:

- What actions or gestures will you include for each sense?
- Write the lyrics to your song or rhyme.

Extension Activity 1: El Juego de las Palabras

Create flashcards with the vocabulary related to the five senses on one side and their meanings or examples on the other. Play a memory game by placing the cards face down and flipping two at a time to find matches.

Questions to consider:

- What words will you include on your flashcards?
- How will you play the memory game?

Extension Activity 2: La Historia de los Sentidos

Write a short story in Spanish where each character has a unique experience or problem related to one of the senses. Describe how the character solves the problem or adapts to the situation.

Questions to consider:

- What sense will your character experience or problem be related to?
- How will your character solve the problem or adapt to the situation?

Self-Assessment Opportunities

Reflect on what you have learned about Los Cinco Sentidos. Answer the following questions:

- What did you learn about Los Cinco Sentidos?
- Which sense is your favorite and why?
- What would you like to learn more about?

Parent/Guardian Notes

Tips for supporting your child's learning:

- Encourage your child to use Spanish vocabulary related to the senses in daily conversations.
- Offer help when needed, especially with writing and spelling in Spanish.
- Encourage creativity and originality in their poster, diary entry, song, and story.

Conclusion

Los Cinco Sentidos are an important part of our daily lives, and understanding them can help us appreciate the world around us. Remember that each sense plays a vital role in our perception and interaction with the world.

Additional Resources

Glossary of vocabulary related to Los Cinco Sentidos:

- Sight (la vista)
- Hearing (el oído)
- Taste (el gusto)
- Smell (el olfato)
- Touch (el tacto)

List of suggested books and websites for further learning:

- Book 1: "The Five Senses" by [Author]
- Website 1: [Website URL]

Assessment Rubric

Criteria for evaluating student work:

- Accuracy and completeness of poster and diary entry
- Creativity and originality of song and story
- Participation and engagement in activities

Well done on completing your homework children!