



Introduction to Shapes and Patterns

Welcome to the world of shapes and patterns! This is a fun and interactive learning experience designed for 6-year-old beginners. In this activity, you will learn about basic shapes and patterns, and how to identify and create them.

What are Shapes?

Shapes are self-contained areas with defined boundaries. Can you think of some examples of shapes you see every day?

Draw a picture of your favorite shape and write its name below.

Shape Sorting Activity

Let's sort some shapes! Look at the shapes below and sort them into categories.

- Square
- Circle
- Triangle
- Rectangle

Sort the shapes into the correct categories:

Squares: _____

Circles: _____

Triangles: _____

Rectangles: _____


Pattern Creation

Create your own pattern using the shapes below!


- Square
- Circle
- Triangle

Use the shapes to create a pattern, such as:

Square, Circle, Triangle, Square, Circle, Triangle




Draw your pattern below:



Shape Scavenger Hunt

Go on a shape scavenger hunt around the classroom or schoolyard! Find objects that match the shapes below and draw a picture of each object.

- Square: _____
- Circle: _____
- Triangle: _____
- Rectangle: _____




Creative Expression

Get creative and make your own shape art! Use the shapes below to create a picture or design.

- Square
- Circle
- Triangle
- Rectangle



Draw your shape art below:



Conclusion and Reflection

Congratulations! You have completed the shape and pattern activity!

1. What was your favorite part of the activity?


2. What did you learn about shapes and patterns?

3. Can you think of a time when you saw a shape or pattern in real life?

Additional Activities

Try these additional activities to practice your shape and pattern skills!

- Create a pattern using different colors
- Make a shape collage using recycled materials
- Find shapes in nature and draw a picture of each one



Answer Key

Check your answers to the shape sorting activity:

- Squares: Square
- Circles: Circle
- Triangles: Triangle
- Rectangles: Rectangle

Glossary

Learn the definitions of the shapes and patterns you learned about:

- Shape: A self-contained area with a defined boundary
- Pattern: A repeated sequence of shapes, colors, or objects
- Square: A shape with four sides of equal length
- Circle: A shape that is round like a ball
- Triangle: A shape with three sides
- Rectangle: A shape with four sides and four right angles

Certificate of Completion

Congratulations! You have completed the Exploring Shapes and Patterns through Play activity!

Print your name below and give yourself a sticker!

Show your certificate to your teacher or parent and tell them about what you learned!

I, _____, have completed the Exploring Shapes and Patterns through Play activity and had fun learning about shapes and patterns!

