



Introduction

Welcome to our lesson on Introduction to Future Tense and Basic Sentence Structure for Planning Events! In this lesson, we will learn how to use the future tense and basic sentence structure to plan and describe future events.

This lesson is designed for 12-year-old students in a Mexican curriculum setting and includes mixed ability differentiation for foundation, core, and extension levels.

What is the Future Tense?

The future tense is used to describe actions or events that will occur in the future. It is formed using the auxiliary verb "will" + the base form of the main verb. For example: "I will go to the park tomorrow."

Foundation:

Complete the sentence: "Tomorrow, I _____ (go) to the park."


Core:

Write a short paragraph using the future tense to describe a future event.

Extension:

Copyright 2024 Planit Teachers. All rights reserved.

Create a short story using the future tense to describe a future event.



Basic Sentence Structure

A basic sentence consists of a subject, a verb, and an object. The subject is the person or thing performing the action, the verb is the action itself, and the object is the person or thing receiving the action. For example: "I (subject) will eat (verb) a sandwich (object) for lunch."

Foundation:

Identify the subject, verb, and object in the sentence: "My friend will buy a book."

Core:

Write a short paragraph using basic sentence structure to describe a future event.

Extension:

Create a diagram showing the basic sentence structure and explain its importance in planning events.

Using the Future Tense to Plan Events

Copyright 2024 Planit Teachers. All rights reserved.
The future tense is used to plan and describe future events, such as parties, trips, and meetings. It is also used to make predictions and promises. For example: "I will attend the party tomorrow night."

Foundation:

Complete the sentence: "Next week, I _____ (go) to the beach."

Core:

Write a short paragraph using the future tense to plan a future event.

A large rectangular area with a dashed border, intended for writing a short paragraph using the future tense to plan a future event.

Extension:

Create a detailed plan for a future event using the future tense and basic sentence structure.

A large rectangular area with a dashed border, intended for writing a detailed plan for a future event using the future tense and basic sentence structure.

ELL/ESL Support Strategies

For ELL/ESL students, the following support strategies will be used:

- Visual aids, such as diagrams and charts, to support understanding of the future tense and basic sentence structure.
- Sentence frames and graphic organizers to support writing and sentence structure.
- Bilingual resources and materials to support language development.
- Peer-to-peer support, such as language buddies, to practice language skills.

Practice Exercises

Complete the following exercises to practice your understanding of the future tense and basic sentence structure.

Foundation:

Complete the following sentences using the future tense:

1. Tomorrow, I _____ (go) to the park.
2. Next week, I _____ (go) to the beach.

Core:

Write a short paragraph using the future tense to describe a future event.

Extension:

Create a short story using the future tense to describe a future event.

Review and Reflection

Review the key concepts learned in the lesson, including the future tense and basic sentence structure.

Individual Reflection:

1. What was the most surprising thing you learned today?

2. How will this learning change your actions in the future?

3. What questions do you still have about environmental impact?

Assessment

Complete the following assessment to evaluate your understanding of the future tense and basic sentence structure.

Foundation:

Complete a short quiz to assess understanding of the future tense and basic sentence structure.


Copyright 2024 Planit Teachers. All rights reserved.

Core:

Write a short paragraph using the future tense to describe a future event.

Extension:

Create a detailed plan for a future event using the future tense and basic sentence structure.



Conclusion

In conclusion, the future tense and basic sentence structure are essential concepts for planning and describing future events.

By using the future tense and basic sentence structure, we can effectively communicate our plans and intentions. Remember to use the ELL/ESL support strategies to support language development.

Next Steps

Review and practice the future tense and basic sentence structure regularly.

- Use the ELL/ESL support strategies to support language development.
- Apply the future tense and basic sentence structure to real-life scenarios, such as planning events and making predictions.

Additional Resources

For additional support and practice, refer to the following resources:

- Grammar guides and worksheets
- Language learning apps and websites
- Peer-to-peer support and language exchange programs

Glossary

Refer to the following glossary for key terms and definitions:

- Future tense: a verb tense used to describe actions or events that will occur in the future
- Basic sentence structure: a sentence that consists of a subject, verb, and object
- ELL/ESL: English language learner/English as a second language

Advanced Concepts

In this section, we will explore advanced concepts related to the future tense and basic sentence structure. We will delve into the nuances of using the future perfect and future perfect continuous tenses, as well as the use of modal verbs to express degrees of certainty and possibility.

Example: Future Perfect Tense

The future perfect tense is used to describe an action that will be completed at a specific point in the future. For example: "I will have finished my homework by tomorrow night."

Foundation:

Complete the following sentences using the future perfect tense:

1. By next week, I _____ (finish) my project.
2. By the end of the month, I _____ (save) enough money.

Core:

Write a short paragraph using the future perfect tense to describe a future event.

Extension:

Create a short story using the future perfect tense to describe a future event.

Modal Verbs

Modal verbs are used to express degrees of certainty and possibility. They can be used to make predictions, offer advice, and express ability or permission. For example: "I might go to the party tonight" or "You should try this new restaurant."

Case Study: Using Modal Verbs

Read the following scenario and complete the sentences using modal verbs: "It _____ (be) a good idea to bring an umbrella to the park today." or "You _____ (should) try this new coffee shop, it's really good."

Foundation:

Complete the following sentences using modal verbs:

1. I _____ (can) speak three languages.
2. You _____ (should) try this new restaurant, it's really good.

Core:

Write a short paragraph using modal verbs to express degrees of certainty and possibility.

[Empty dashed box for writing]

Extension:

Create a short dialogue using modal verbs to express degrees of certainty and possibility.

[Empty dashed box for writing]

Error Analysis and Correction

In this section, we will analyze common errors made when using the future tense and basic sentence structure, and provide correction strategies. We will also discuss the importance of proofreading and editing to ensure accuracy and clarity.

Example: Error Analysis

Read the following sentence and identify the error: "I will go to the store tomorrow, but I not have money." Correct the error and explain why it was incorrect.

Foundation:

Identify and correct the errors in the following sentences:

- 1. I will go to the party tonight, but I no have ticket.
- 2. By next week, I will finish my project, but I not have time.

[Empty dashed box for writing]

Copyright 2024 Planit Teachers. All rights reserved.

Core:

Write a short paragraph using the future tense and basic sentence structure, and then identify and correct any errors.

[Empty dashed box for writing]

Extension:

Create a short essay using the future tense and basic sentence structure, and then proofread and edit for accuracy and clarity.

Real-Life Applications

In this section, we will explore real-life applications of the future tense and basic sentence structure. We will discuss how to use these concepts in everyday situations, such as making plans, setting goals, and expressing opinions.

Case Study: Real-Life Application

Read the following scenario and complete the sentences using the future tense and basic sentence structure: "I _____ (plan) to go to the beach next weekend." or "By the end of the year, I _____ (save) enough money to buy a car."

Foundation:

Complete the following sentences using the future tense and basic sentence structure:

1. I _____ (will) go to the store tomorrow to buy some milk.
2. By next month, I _____ (will have) finished my project.

Core:

Write a short paragraph using the future tense and basic sentence structure to describe a real-life situation.

Extension:

Create a short presentation using the future tense and basic sentence structure to describe a real-life situation.

Copyright 2024 Planit Teachers. All rights reserved.

Conclusion and Review

In conclusion, the future tense and basic sentence structure are essential concepts for effective communication. We have explored the different forms of the future tense, including the future simple, future perfect, and future perfect continuous, as well as the use of modal verbs to express degrees of certainty and possibility.

Example: Review

Read the following sentences and identify the tense and sentence structure used: "I will go to the party tonight" or "By next week, I will have finished my project."

Foundation:

Complete the following review exercises:

1. Identify the tense and sentence structure used in the following sentences:
2. Write a short paragraph using the future tense and basic sentence structure to describe a future event.

Core:

Write a short essay using the future tense and basic sentence structure to describe a future event.

Extension:

Create a short presentation using the future tense and basic sentence structure to describe a future event.

Assessment and Evaluation

In this section, we will assess and evaluate the students' understanding of the future tense and basic sentence structure. We will use a variety of assessment tools, including quizzes, tests, and projects, to evaluate their ability to use these concepts in everyday situations.

Case Study: Assessment and Evaluation

Read the following scenario and complete the sentences using the future tense and basic sentence structure: "I _____ (will) take a quiz to assess my understanding of the future tense." or "By the end of the semester, I _____ (will have) completed a project to evaluate my ability to use the future tense and basic sentence structure."

Foundation:

Complete the following assessment exercises.

1. Take a quiz to assess your understanding of the future tense and basic sentence structure.
2. Complete a project to evaluate your ability to use the future tense and basic sentence structure in everyday situations.

Core:

Write a short essay using the future tense and basic sentence structure to describe a future event, and then complete a self-assessment rubric to evaluate your understanding.

Extension:

Create a short presentation using the future tense and basic sentence structure to describe a future event, and then complete a peer-assessment rubric to evaluate your ability to use these concepts in everyday situations.



Introduction to Future Tense and Basic Sentence Structure for Planning Events

Introduction

Welcome to our lesson on Introduction to Future Tense and Basic Sentence Structure for Planning Events! In this lesson, we will learn how to use the future tense and basic sentence structure to plan and describe future events.

This lesson is designed for 12-year-old students in a Mexican curriculum setting and includes mixed ability differentiation for foundation, core, and extension levels.

What is the Future Tense?

The future tense is used to describe actions or events that will occur in the future. It is formed using the auxiliary verb "will" + the base form of the main verb. For example: "I will go to the park tomorrow."

Foundation:

Complete the sentence: "Tomorrow, I _____ (go) to the park."
Copyright 2024 Planit Teachers. All rights reserved.

Core:

Write a short paragraph using the future tense to describe a future event.

Extension:

Create a short story using the future tense to describe a future event.

Basic Sentence Structure

A basic sentence consists of a subject, a verb, and an object. The subject is the person or thing performing the action, the verb is the action itself, and the object is the person or thing receiving the action. For example: "I (subject) will eat (verb) a sandwich (object) for lunch."

Foundation:

Identify the subject, verb, and object in the sentence: "My friend will buy a book."

Core:

Write a short paragraph using basic sentence structure to describe a future event.

Extension:

Create a diagram showing the basic sentence structure and explain its importance in planning events.

Using the Future Tense to Plan Events

Copyright 2024 Planit Teachers. All rights reserved.
The future tense is used to plan and describe future events, such as parties, trips, and meetings. It is also used to make predictions and promises. For example: "I will attend the party tomorrow night."

Foundation:

Complete the sentence: "Next week, I _____ (go) to the beach."

Core:

Write a short paragraph using the future tense to plan a future event.

A large rectangular area with a dashed border, intended for writing a short paragraph using the future tense to plan a future event.

Extension:

Create a detailed plan for a future event using the future tense and basic sentence structure.

A large rectangular area with a dashed border, intended for writing a detailed plan for a future event using the future tense and basic sentence structure.

ELL/ESL Support Strategies

For ELL/ESL students, the following support strategies will be used:

- Visual aids, such as diagrams and charts, to support understanding of the future tense and basic sentence structure.
- Sentence frames and graphic organizers to support writing and sentence structure.
- Bilingual resources and materials to support language development.
- Peer-to-peer support, such as language buddies, to practice language skills.

Practice Exercises

Complete the following exercises to practice your understanding of the future tense and basic sentence structure.

Foundation:

Complete the following sentences using the future tense:

1. Tomorrow, I _____ (go) to the park.
2. Next week, I _____ (go) to the beach.

Core:

Write a short paragraph using the future tense to describe a future event.

Extension:

Create a short story using the future tense to describe a future event.

Review and Reflection

Review the key concepts learned in the lesson, including the future tense and basic sentence structure.

Individual Reflection:

1. What was the most surprising thing you learned today?

2. How will this learning change your actions in the future?

3. What questions do you still have about environmental impact?

Assessment

Complete the following assessment to evaluate your understanding of the future tense and basic sentence structure.

Foundation:

Complete a short quiz to assess understanding of the future tense and basic sentence structure.


Copyright 2024 Planit Teachers. All rights reserved.

Core:

Write a short paragraph using the future tense to describe a future event.

Extension:

Create a detailed plan for a future event using the future tense and basic sentence structure.



Conclusion

In conclusion, the future tense and basic sentence structure are essential concepts for planning and describing future events.

By using the future tense and basic sentence structure, we can effectively communicate our plans and intentions. Remember to use the ELL/ESL support strategies to support language development.

Next Steps

Review and practice the future tense and basic sentence structure regularly.

- Use the ELL/ESL support strategies to support language development.
- Apply the future tense and basic sentence structure to real-life scenarios, such as planning events and making predictions.

Additional Resources

For additional support and practice, refer to the following resources:

- Grammar guides and worksheets
- Language learning apps and websites
- Peer-to-peer support and language exchange programs

Glossary

Refer to the following glossary for key terms and definitions:

- Future tense: a verb tense used to describe actions or events that will occur in the future
- Basic sentence structure: a sentence that consists of a subject, verb, and object
- ELL/ESL: English language learner/English as a second language

